



## ECONOMY OPENWELL

This is a basic model controller used for MCBOR DP Type Mono-block Starters. It is ideal for water pumps up to 1hp. it offers seamless water level control for residential and commercial applications. Say goodbye to manual monitoring and embrace the convenience and reliability of our base model controller for efficient water pumping

### DATA SHEET

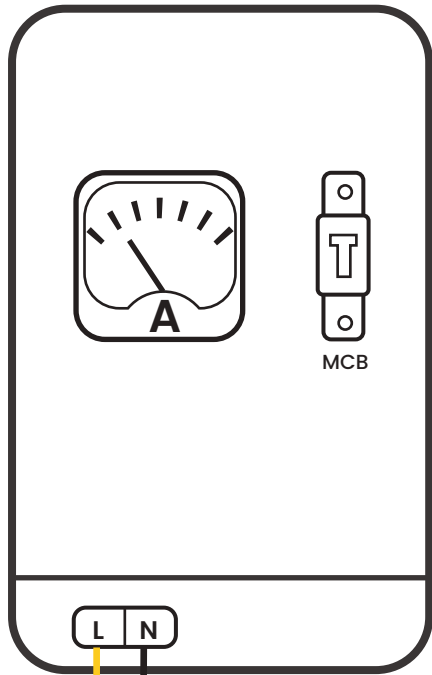
Starter Panel Compatible	MCB/DP Type
Aux Supply	230V 50 Hz AC
Sensing Signals	12v AC
Power On delay	30 Sec
Dry run delay on starting	180 Sec
Dry run delay on running	10 Sec
High Volt	260V
Low Volt	180V
Capacity	Upto 1 Hp Direct Load
Mounting	On clamp fitted on wall /wall mount
Sensing Distance	Standard Up to 300 Meter
Auto/Off/Manual Switch	Rocker switch 16a dpdt center off
Relays	Rll relay in series with on & off Phase terminal
Operations mods	Automatic,Manual
Indications	<ol style="list-style-type: none"> <li>1. Power on</li> <li>2. Dry run/Voltage Protection</li> <li>3. Water level indications</li> <li>4. Motor on</li> <li>5. Water flow</li> </ol>
Automatic mode	<p>Water in tank drop below pre-set low level pump automatically on</p> <p>Water in tank fills up to pre-set high level pump automatically off</p>
Manual Mode	<p>Need to start and stop manually</p> <p>Dry run/Voltage protection not working</p>
Reset function	In order to reset the dry run fault for emergency re-filling

Pump on condition	Water in tank drop below preset low level By pressing reset switch
Pump off condition	Water in tank fills up to preset high level If the controller detects a dry run fault if the controller detects high or low volt
Sensors	
Level indicators on tank	High level,Middle level,Low level,Bottom level(common)
Dry-run	Dry-run Sensor on inlet pipe of overhead tank
Enclosure type	ms Powder coated
enclosure size	160mm x 125mm x 50mm (lbh)
protection	IP20

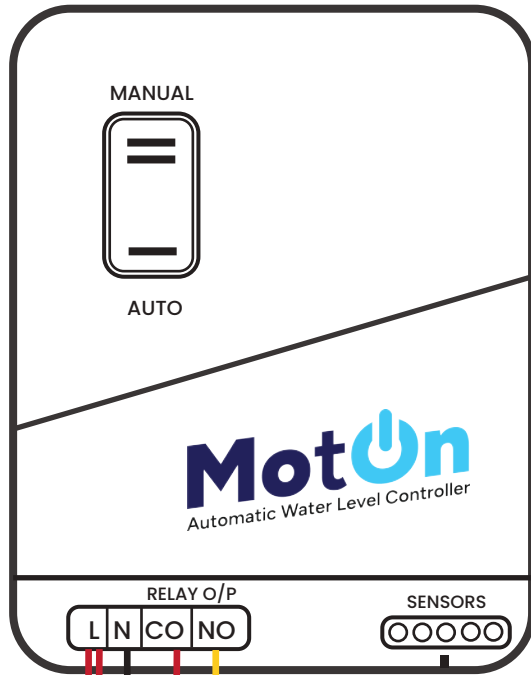
**CONNECTION DIAGRAM NEXT PAGE**

# WIRING DIGRAM FOR MCB TYPE STARTER

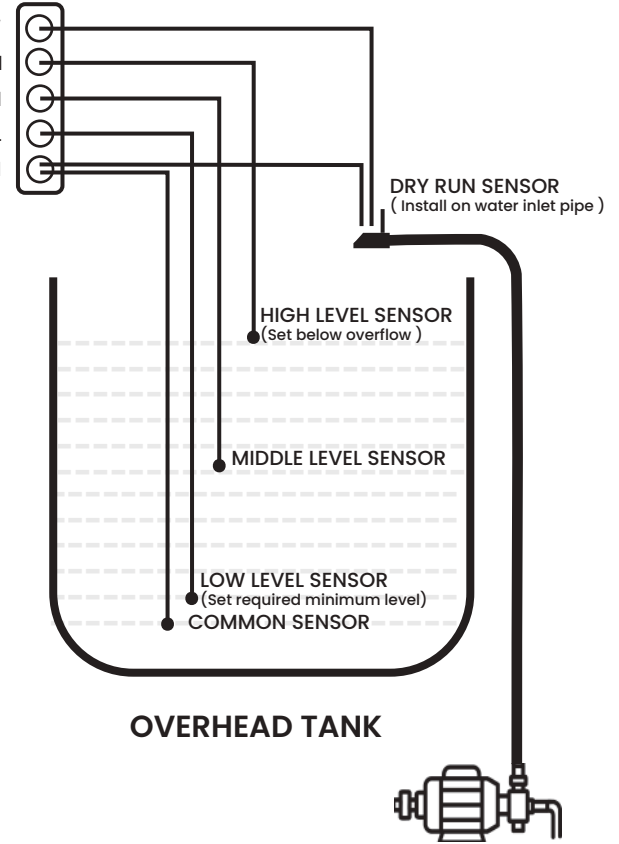
## MOTOR STARTER



## MOTON WATER LEVEL CONTROLLER



- YELLOW / FW
- GREEN / TH
- BLUE / TN
- BLACK / TL
- RED / COM



Do not turn off MCB on Auto mode



Scan for installation videos